



Round 1 2024 Motorsport Australia  
Victorian Rally Championship  
Round 1 2024 Victorian Club Rally Series  
Round 1 2024 East Coast Classic Rally Series

Saturday 16 March 2024

# FURTHER REGULATIONS

Permit Number 324/1603/01

**Wodonga Car World**



**AVIDA**



**Mahindra**  
Rise.



**Choices**  
Flooring

by Aggenbachs

**TPW**  
The Printer Wizards



**FOREST FIRE  
MANAGEMENT VICTORIA**

towongshire

**VicForests**





## TABLE OF CONTENTS

---

1.	ACCEPTANCE OF ENTRIES.....	1
2.	AMENDMENTS TO SUPPLEMENTARY REGULATIONS.....	1
3.	BOOK-IN.....	1
4.	ROAD BOOKS.....	1
5.	ODOMETER CHECK.....	2
6.	START ORDER.....	2
7.	EVENT START AND FINISH.....	2
8.	TIMING.....	2
9.	SERVICING AND REFUELLING.....	2
10.	TRAILERS AND NON-SERVICE VEHICLES.....	3
11.	RALLYSAFE UNIT POWER UP.....	3
12.	CREW BRIEFING.....	3
13.	CATERING AND CAMPING.....	4
13.1	CATERING.....	4
13.2	CAMPING.....	4
14.	RESULTS AND POST EVENT PRESENTATION.....	4
<hr/>		
	APPENDIX A – ENTRY LIST INCLUDING PROVISIONAL START TIMES.....	5
	APPENDIX B – MITTA MITTA LOCALITY PLAN AND SERVICE PARK MAP.....	6
	APPENDIX C – EXAMPLE ROAD BOOK.....	7
	APPENDIX D – VARIATIONS TO RSR SSR.....	8

## 1. ACCEPTANCE OF ENTRIES

The AWDCC/NECC has accepted entries as shown in the entry list (Appendix A).

Competitors are requested to check entry list details and advise the Event Secretary of any errors.

## 2. AMENDMENTS TO SUPPLEMENTARY REGULATIONS

### Amendment to Article 5.1 Event Organisation

Amendments to Art 5.1 Table 2: Organising Committee are listed below.

Role	Contact Details
Competitor Relations Officer (CRO)	Kim Winks Licence No.112426
Steward	Stuart Allen replaces Mark Hallowell

### Insert new Article 5.2

Road Director Tod Reed (Licence No. 9897127) is seeking to be allocated compensatory Outright and Class PN 5 or 6 Series Points for his lead involvement in this event.

## 3. BOOK-IN

Book-In will be conducted as per Supplementary Regulations Art. 13. Refer also to the Event Schedule in Supplementary Regulations Art.3, amended above.

See Service Park Map (Appendix B) for location of Rally HQ.

Rally Safe GPS tracking units will be available for pick up from Rally HQ while Book-in is open.

Note there is only a small window of book in time on Saturday 16 March (0700hrs to 0730hrs). Crews are strongly encouraged to book in on Friday 15 March 2023 (1500hrs to 2200hrs).

## 4. ROAD BOOKS

The same FIA format Road Book is being employed on this Event as previous years. An example is included in Appendix C.

The key differences to the National Rally Standing Regulations and what Competitors have been used to include:

1. Liaison immediately following a Special Stage does not start on a new page. An instruction commencing the liaison is included at the same distance as the Stop point instruction.
2. Five instructions per page not six or seven.
3. Tulips do not change from full to dashed going off bitumen, but the narrow column between Direction and Information columns changes from black to white.
4. Kilometres show a comma, not a decimal point.
5. Page numbers are shown in the top right-hand corner outside the text box; and
6. Tulip symbols are different for, Building, Stump, Tree, Rock, Rocks, and Spectators.

## 5. ODOMETER CHECK

The Organiser's odometer read 5.00km on the C544 Dartmouth Rd from the 1 km white post, located adjacent to a "Slippery when Frosty" sign, on the north side of the road, 1 km from the Omeo Highway, or 300m east of the Mitta North Rd, to the 6km white post heading towards Dartmouth. The Event start and Service Park are located on Mitta North Rd, 1.4 km south of the junction with the C544 as per Locality Plan in Appendix B.

## 6. START ORDER

Provisional start order and times are included with the attached entry list (Appendix A). The final start order will be posted on the Official Notice board accessed using the Sportity app in accordance with the Supplementary Regulations Article 3 (Table 1) and Article 12, except for the first three positions which will be decided by ballot at the conclusion of the Crew Briefing.

## 7. EVENT START AND FINISH

First car is scheduled to start and finish in accordance with the Supplementary Regulations Art 3 (Table 1). Rallysafe have requested implementation of a Technical Zone prior to TC0, where crew will have to get out of the car to allow connections to be checked. Due to limited space Crews are to enter the Technical Zone prior to TC0, the Service Park Out Control, at 10 minutes before their start time. See Service Park map (Appendix B) for TC 0 location.

## 8. TIMING

Stages will be timed to the whole second, using Rallysafe technology.

The differences to control procedures as currently described in the Rally Standing Regulations - Special Stage Rallies (RSRSS) will be:

1. Crews can remain in cars for check in at Time Controls. The in-car unit clock is linked to the tablet clock at the Time Control. Crews must arrive at the Time Control ready to proceed to the start line once they have been issued a start time from the official, that is relayed to the in-car unit and their Time Card has been returned.
2. Crews will move up to start line and count themselves down.
3. Stage time displays on in car unit after completing a stage by crossing the Flying Finish
4. Crews must stop at Stop Point and hand over their Time Card. If there is no tablet at the Stop Point, then the official may ask to view time on in car unit for purposes of entering on the Time Card.
5. The stage time disappears from the in-car unit display after the crew leave the Stop Point but can still be viewed along with other stage times using the Options button and View Times option.
6. If a stage finish time is not able to be recorded due to car equipment malfunction or very rare aerial failure, then a derived time will be determined for the affected crew by comparing times on stage before and after to the fastest times and applying that factor to the fastest time on the stage in question.

The variations to the RSRSS that allow for satellite timing are outlined in Appendix D.

## 9. SERVICING AND REFUELLING

The service area extends along the first fairway of the Golf Course. To make the most of the shorter distance to the In/Out Controls we ask that crews squeeze in and occupy the least area possible in the first three bays with tarmac access.

Please respect that we are utilising the golf course fairway by minimising any damage you do to the surface and take all litter with you. Strictly no re-fuelling in the service area.

Service and refuel opportunities are summarised below in Table 1:

**Table 1: Service and Refuel schedule.**

<b>Competitive (km)</b>	<b>Liaison (km)</b>	<b>Total (km)</b>	<b>Following Service/Re-fuel</b>	<b>First Car Due</b>
<b>Heat 1</b>				
44.44	28.23	72.67	Remote Refuel	0950hrs
29.70	60.62	90.32	30 Minutes Service, Refuel	1145hrs
<b>Heat 2</b>				
34.05	29.58	63.63	Remote Refuel	1400hrs
	13.05	13.05	VCRS Event Finish	1515hrs
36.97	44.42	81.39	State and Masters Event Finish	1545hrs

Refuelling at the Service Park will take place at the commencement of the first liaison Stage, and the liaison stage following end of Heat 1 service. Refuelling during a liaison Stage before a service is not permitted and considered prohibited service. While PULP 95RON fuel can be purchased at the Mitta store, it will not be possible to refuel there on liaison Stages.

Crews are reminded of Supplementary Regulations Art. 18.4, that an optional refuel will be provided in both Heat 1 and Heat 2. As service crews may struggle to get back from the Heat 1 Remote Refuel in time for the main mid event service, a fuel trailer will be provided at the Service Park Refuel to take fuel containers out to the Heat 1 Remote Refuel, where assistance will be provided to crews for refuelling. The refuel trailer will leave at 0745hrs. Crews do not have to use the fuel trailer if they only have one fuel delivery system, or do not want to use the provided fuel trailer.

## 10. TRAILERS AND NON-SERVICE VEHICLES

Please ensure that trailers are parked in the area provided. Non-service vehicles will not be permitted inside the entry gate to the Recreation Reserve, and must park in the paddock before the gate or on the Mitta North Rd. It is important for pedestrians that rally cars have clear unimpeded access within the service park.

## 11. RALLYSAFE UNIT POWER UP

Crews are reminded of Supplementary Regulations Art. 9.7 need to have aerial connected and power to the Rallysafe unit before commencement of Crew Briefing.

## 12. CREW BRIEFING

The compulsory crew briefing will be held as per Supplementary Regulations Art. 14 in the Mitta Mitta Multi-Purpose Centre at 0800hrs on Saturday 16 March 2024.

Both crew members and at least one member of the service crew must be present at this briefing.

## 13. CATERING AND CAMPING

### 13.1 CATERING

Local community groups will combine to provide catering at Rally HQ over the weekend. Coffee Van will be there from 0700 hrs and lunch packs with meat and salad rolls and choice of drink from 1000 hrs on Saturday. The bar will be open for podium finish from 1600 to 1800 hrs, so no BYO alcohol permitted in that area. Breakfast bacon and egg rolls and Coffee Van will be available post event on Sunday morning from 0800 hrs.

There will be no catering at Spectator Points.

### 13.2 CAMPING

Camping is available at the Caravan Park with good facilities adjacent to the Service Park.

Camping in the Service Park with access to toilets and communal changeroom showers is available by prior arrangement at Book In at a cost of \$10 per head per night.

## 14. RESULTS AND POST EVENT PRESENTATION

Provisional Results will be posted on the day of the event at 1930 hrs and these will form the basis for presentation of trophies at 2030 hrs at the Mitta Mitta Pub.

Crews are advised to check their scores regularly during the Event, and to contact the CRO immediately with any scoring concerns.

The Organisers have arranged for a bus to leave the Dartmouth Pub at 1830 hrs precisely and return from the Mitta Mitta Pub at 2300 hrs. If there are more passengers than seats, it will return for a second load.

## APPENDIX A – ENTRY LIST INCLUDING PROVISIONAL START TIMES

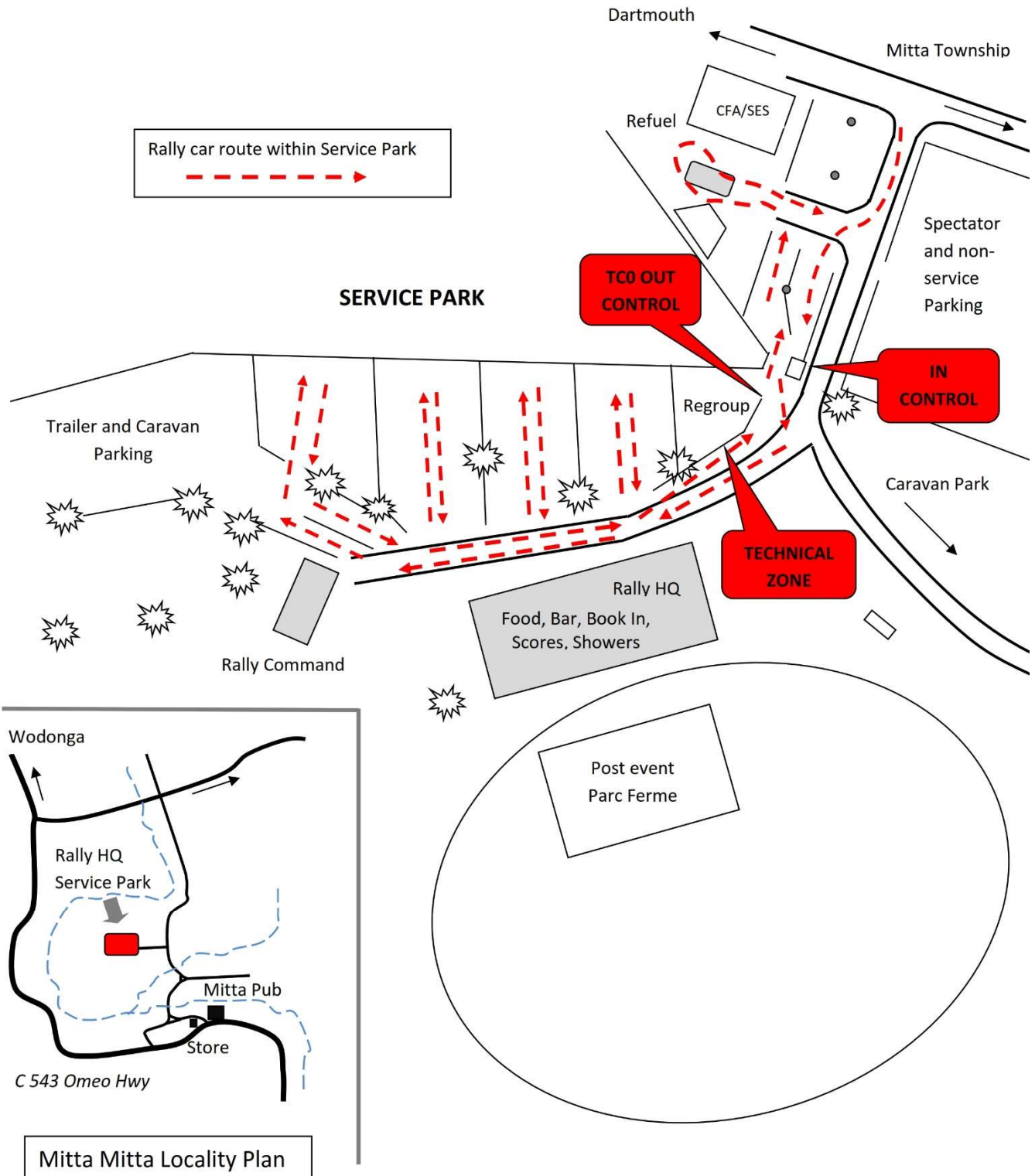
Car No.	Sponsor Name	Driver Name *	Co Driver Name*	Vehicle Make and Model	Event **	Class	Other***	Prov. Start Time
1		Josh Redhead	Ray Winwood-Smith	Mitsubishi Lancer GSR	VRC-E	PN6, C4	B	8:30
2		Adrian Stratford	Anthony Staltari	Ford Fiesta	VRC	G4	B	8:32
3		Jody Mill	Darkie Barr Smith	Mitsubishi Lancer Evo 2	VRC-E	PN6, C4	B	8:34
4		Warren Lee	David Lethlean	Mitsubishi Lancer Evo 9	VRC	PN5		8:36
5		Brian Hunt	Chandlah Hunt	Mitsubishi Lancer Evo 3	VRC-E	PN6, C4		8:38
6	Till Hino	Wayne Stewart	Lucas Zinsstag	Volkswagen Beetle	VRC	G4		8:40
7	Till Hino	Brad Till	Mitch Garrad	Subaru WRX	VRC	PN6		8:42
8	Comfort Shutters	Robert Gorst	Joanne Gorst	Datsun 1600	VRC-E	PN3, C1	2	8:44
9	Motorsport Oils	James Leoncini	Mark Leoncini	Toyota Corolla	VRC-E	C2	2	8:46
10	White Wolf Racing	Tom Clarke	Ryan Preston	Datsun Stanza	VRC-E	PN4, C2	2	8:48
11	Martin rallysport	Ian Martin	Doug Fernie	Subaru WRX	VRC	PN5		8:50
12	VacXcavations	Michael O'Hagan	Eoin Moynihan	Ford Escort	VRC-E	C2	2	8:52
13	Wilmour Motors	Nick Seymour	Gordon Grant	Ford Fiesta	VRC	PN4	2	8:54
14	Ballarat Allied Health	Simon Ellis	Ian Ellis	Subaru WRX	VRC	PN6		8:56
15	The Oil Warehouse	Russell Hocking	Jayden Hocking	Ford Falcon	VRC	CLB	2, C	8:58
16	DRC 4x4	Darren Crozier	Michelle Crozier	Subaru WRX Sti	VRC	PN5		9:00
17		Neil Schey	Chris Schey	Mitsubishi Mirage Cyborg RS	VRC	PN3	2	9:02
18	Kinetics Engineering	David McDonough	Steve Hiser	Mitsubishi Lancer Evo 6	VRC	PN6		9:04
19	Wodonga Car World	Tom West	Jack West	Ford Fiesta	VRC	PN2	2	9:06
20	Datsun 1600 Spares Ballarat	Ross Stapleton	Peter Ellis	Nissan 200SX	VRC	PN4	2, C	9:08
21	DM Lawrance Soil Testing	David Lawrance	Darren Davison	Datsun 1600	VRC	PN4	2	9:10
22		David Burn	Vijay Sitaram	Hyundai Excel	VRC	PN2	2, C, E	9:12
23		Mark Lacey	Matthew Woods	Ford Laser TX3 4WD	VRC-E	PN6, C4		9:14
24	CustoMike Solutions	Michael Ward	Levi Whitehead	Toyota Corolla Te37 Replica	VRC-E	PN2, C2	2, C	9:16
25	Oldham Rallysports	Connor Oldham	Charlotte Farr	Mazda Familia	VRC-E	PN6, C4	N	9:18
26	HANSA Precision Products	Jarrold Keyte	James Brown	Hyundai Excel	VRC	PN2	2, E, N	9:20
27	stg global	Ross Yendle	Teana Brock	Ford Escort	VRC-E	C2	2, N	9:22
28	Keen Plant Supplies	Dean Hubbert	Ben Zachariah	Ford Laser	VRC	PN2	2, C	9:24
29	Coleman Motorsport Developments	David Coleman	Tim Watson	Nissan Almera	VRC	PN3	2	9:26
30		Terry Gunter	Stephen Newell	Ford Escort Mk2	VRC-E	PN3, C3	2	9:28
31		Geoff Holloway	Stuart Reid	Hyundai Excel	VRC	PN2	2, C, E	9:30
32	stg global	Connor Hunter	Mohammad Alan	Datsun Stanza	VRC-E	C2	2, N	9:32
33		Rosemarie North	Kelvin North	Hyundai Excel	VRC	PN2	2, D, E	9:34
34	Wodonga Car World	Lucas Reed	Will Murphy	Hyundai Excel	VRC	PN2	2, E, N	9:36
41	MMJ Real Estate	Joel Wald	Cathy Elliott	Datsun Stanza	VCRS	D	2	9:46
42	Bendigo Specialist Brake & Clutch	Brian Semmens	Dan Parry	Nissan 200SX	VCRS	D	2, S	9:48
43		Troy Brendel	Joshua Mann	Ford Escort	VCRS	C	2	9:50
44	Xeno, NE Head Repairs	Gerard Blum	Paul Kent	Hyundai Excel	VCRS	B	2, E	9:52
45	MMJ Real Estate	Ben Marron	Matt Devaus	Mitsubishi Galant	VCRS	C	2	9:54
46		Dale Linaker	Craig Thomas	Mitsubishi Lancer Evo 7	VCRS	E		9:56
47		Matthew Caldwell	Nic Sheehy	Mitsubishi Lancer	VCRS	C	J	9:58
48		Sam Thomas	Tristian Crowe	Subaru WRX	VCRS	E		10:00
49	VMAX Brakes	Peter Tomaskovic	Stephen Young	Subaru WRX	VCRS	E		10:02
50		Graham Wallis	Greg Hilton	Peugeot 309 Gti16	VCRS	C	2, S	10:04
51	Big Tree Distillery	Tim Shepherd	Bruce Shepherd	BMW 130i	VCRS	D	2, S, N	10:06
52		Michael Trucano	Heli Thaw	Datsun Sunny	VCRS	A	2, S	10:08
53		Steven Kaitler	Rob Wilson	BMW E36	VCRS	D	2, S	10:10
54	Investwise Property/Speedcraft	Cameron Jay	Lachlan Jay	BMW E36 325i	VCRS	D		10:12
55	Page Doors	Tim Reynolds	Lachlan Reynolds	Datsun 180B	VCRS	C	N	10:14
56	Godden Rallysport	Corrie Godden	Brodie Crisp	Hyundai Excel	VCRS	B	E, N	10:16

\* (J) = VCRS Juniors Cup











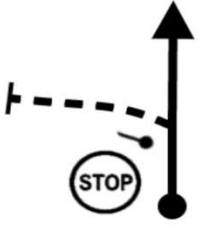



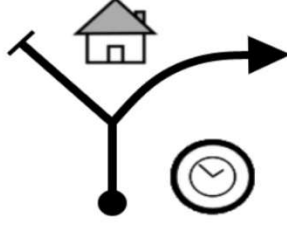


\*\* VRC = Vic Rally Chship, VRC - E = ECCRS, VCRS = Vic Club Rally Series

\*\*\* B = Ballot Start Position, 2 = 2wd, C = Clubman, N = Novice (VRC or VCRS), E = Excel Series, S = VCRS Seniors Cup

# APPENDIX B- MITTA MITTA LOCALITY PLAN AND SERVICE PARK MAP



APPENDIX C – EXAMPLE ROAD BOOK

From TC 1 Rodda Creek Rd		DISTANCE: 9,78 Km		DAY: Saturday	
To TC 2 SEC Rd		RECORD: New Stage		SECTION: 1	
SPECIAL STAGE 1		TIME ALLOWED: 12 min			
West Branch 7,63 Km					
DISTANCE		DIRECTION	INFORMATION	DISTANCE REGRESS	
TOTAL	PARTIAL				
0,00	0,00	  1 7,63	 SO, 50m Gutter S-036°36.694' E-147°22.703' ALT: 459 m	9,78	
3,88	3,88	  2 3,75	 CARE Stump on Right, 30m Rocks over road, RGR Tree on Outside	5,91	
7,63	3,75	  3 0,00	 Rock on Left, 40m Flying Finish Spectators S-036°35.300' E-147°24.840' ALT: 663 m	2,15	
7,86	0,23	  4	  SO from Stop Point, Start Bitumen S-036°35.220' E-147°24.943' ALT: 603 m	1,92	
9,78	1,92	  5	  BR off Bitumen before House into Time Control S-036°34.586' E-147°25.391' ALT: 356 m	0,00	

## APPENDIX D – VARIATIONS TO RSR SSR

2024 NRSR SSR Articles below are the only ones requiring variation. All others unchanged. Additions in red. Deletions with line through.

### 4. CONTROLS

#### 4.1 GENERAL PROVISIONS

- (e) The calculation of target check-in time and the actual booking in at a Time Control is solely the responsibility of the Crew, ~~who may consult the official clock.~~ **Official time is displayed on both the Rallysafe in-car unit and the Control tablet.** The Control Officials may not offer Crews any information on their target check-in time.

#### 4.3 TIME CONTROLS

At Time Controls, the Control Official shall mark on the Time Card the time at which the Time Card is **held out the window for** ~~actually handed to~~ the Control Official. Timing will be recorded to the complete minute. It is not necessary for the *Co-Driver* to get out of the car to present the Time Card.

- (a) Check-in procedure:
  - (v) The check-in time will be the exact moment at which one of the Crew members **holds** ~~hands~~ the Time Card ~~to the~~ **out the window for a** Control Official, or as recorded in the electronic timing system.
  - (xii) If two or more Crews check in on the same minute at a Time Control immediately prior to the start of a Special Stage, their start times for that Special Stage shall be in order of their **check in** ~~relative arrival times at the preceding~~ **that** Time Control. ~~If the arrival times at the preceding Time Control are the same, then the times at the Time Control previous to that one will be taken into account and so on.~~
- (b) Departure Procedure:
  - (iv) Immediately after checking-in at the Time Control the competing car is to be driven to the **Start line** ~~Control~~ for the *Start* of the Special Stage, once the previous vehicle has started the stage.

### 5. SPECIAL STAGE PROCEDURE

#### 5.1 STARTING OF SPECIAL STAGES

- (a) All Special Stages will begin with a standing start with the car placed **behind** ~~on~~ the starting line indicated by a Special Stage Start sign, refer Attachment B followed by an End of Control Zone sign refer Attachment B positioned approximately 25m later.
- (c) The crew will be allocated a stage start time corresponding to the start time for the following road section at the Time Control, ~~this may be a provisional start time.~~ This will be entered on the Time Card (hour and minute, seconds if applicable) by the Control Official and handed back to the crew. The minimum time interval between cars must be respected.
  - (i) When the start time has been allocated at the Time Control and relayed to the Crew's in car timing unit. The crew then moves their car to the start line and commence the start procedure. ~~or~~

- (ii) ~~When a provisional start time has been allocated at the Time Control. The crew then moves their car to the starting line. The Official will enter the start time on the Time Card (hour and minute, seconds, if applicable), and hand it back to the Crew and commence the start procedure.~~
- (d) Start Procedure:
- (i) ~~The Crew must start using the countdown displayed on the in-car unit, which enables detection if a car leaves from in front of the start line or~~ **Electronic: The electronic start procedure shall be clearly visible to the Crew from the start line, this may be the in-car timing unit, or be displayed as either a countdown clock and/or a sequential light system. The electronic start procedure may be coupled to a device to detect and record if a car leaves the start line ahead of the allocated start time** correct signal (jump start).
- (ii) ~~Manual: the start official ask to view the time card, and then will count down aloud, and use hand signals: 30" - 15" - 10" and the last five seconds one by one. When the last 5 seconds have elapsed, the starting signal shall be given.~~
- (f) ~~In the event of a late arrival at the starting line through the fault of a Crew, the Control Official will advise a new start time. A report must be submitted to the Clerk of the Course in order to apply a penalty of one minute per minute or fraction of a minute late.~~
- (g) ~~If, through the fault of the Crew, the time entry cannot be made at the start line a report must be submitted to the Clerk of the Course who will refer the matter to the Stewards who may apply a penalty up to and including *Disqualification*.~~
- (h) A false start, i.e., starting from in front of the start line or before the start signal has been given on the in-car unit, is penalised as follows:
- (i) first offence 10 seconds;
  - (ii) second offence 1 minute;
  - (iii) third offence 3 minutes;
  - (iv) subsequent offences as determined by the Stewards, and
  - (i) In addition to the above, the penalty for a false start may be increased by the Stewards if they believe the circumstances warrant.

## 5.2 FINISH OF SPECIAL STAGES

- (m) The finish time will be given to Crews at the Stop Control or by the in-car timing unit, a location marked with a Special Stage Stop Control sign (refer Attachment B) refer Article 5.2 (f). Cars **must** stop at this location. The Crews finishing time ~~may~~ **will** be entered on the Time Card (hour, minute, second), ~~if an electronic system is being used this time may be shown on the in-car unit and therefore not entered on the Time Card. The Control Official may have to ask to view the in-car unit in order to obtain a record of the finishing time.~~
- (n) ~~If it is not possible to obtain a finishing time from the in-car unit due to equipment malfunction, then a derived time can be given for that stage using the times of the crew on the preceding and following stage compared to the fastest time on those stages. the timekeepers at the flying finish line (if applicable) cannot give the exact finishing time to the Stop Point Officials immediately, the latter will only sign the Crew's Time Card and the time will be entered at the next opportunity. Note: If an electronic system is being used this time may be shown on the in-car unit and therefore not entered on the Time Card.~~