

# SPECTATOR INSTRUCTIONS



# 2007 Alpine Rally

"Rallying with Attitude"



## EMERGENCY NUMBERS & CONTACTS

### RALLY HEADQUARTERS

Rally Headquarters will be at Kalimna Hotel, Kalimna  
 Friday 23<sup>rd</sup> November from 18:00 to 22:00,  
 Saturday 24<sup>th</sup> November from 07:00 to 23:59,  
 Sunday 25<sup>th</sup> November from 00:00 to 05:00 then 07:30 to 18:00

GENERAL ENQUIRIES 0418 629 900 or 0409 794 791

**EMERGENCY ONLY 0419 104 955**



**POLICE  
 FIRE  
 AMBULANCE**

# 000

### EMERGENCY SERVICES

S.E.S. East Gippsland Office 03 5153 1322

### HOSPITAL

Bairnsdale 03 5150 3333  
 Orbost 03 5154 6666  
 Omeo 03 5159 1233

## DISCLAIMER

### EXCLUSION OF LIABILITY, RELEASE AND ASSUMPTION OF RISK

**MOTOR SPORT IS DANGEROUS**

In exchange for being able to attend or participate in the event, (and as a condition of the issue of this guide), you agree:

- to release Confederation of Australian Motor Sport Ltd ("CAMS") and Australian Motor Sport Commission Ltd, promoters, sponsor organisations, land owners and lessees, organisers of the event, their respective servants, officials, representatives and agents (collectively, the "Associated Entities") from all liability for your death, personal injury (including burns), psychological trauma, loss or damage (including property damage) ("harm") howsoever arising from your participation in or attendance at the event, except to the extent prohibited by law;
- that CAMS and the Associated Entities do not make any warranty, implied or express, that the event services will be provided with due care and skill or that any materials provided in connection with the services will be fit for the purpose for which they are supplied; and
- to attend or participate in the event at your own risk.

You acknowledge that:

- the risks associated with attending or participating in the event include the risk that you may suffer harm as a result of:
  - motor vehicles (or parts of them) colliding with other motor vehicles, persons or property;
  - acts of violence and other harmful acts (whether intentional or inadvertent) committed by persons attending or participating in the event; and
  - the failure or unsuitability of facilities (including grand-stands, fences and guard rails) to ensure the safety of persons or property at the event.
- motor sport is dangerous and that accidents causing harm can and do happen and may happen to you.

You accept the conditions of, and acknowledge the risks arising from, attending or participating in the event and being provided with the event services by CAMS and the Associated Entities.

# ALPINE RALLY 2007



*"Rallying with Attitude"  
"Resistance is Futile"  
"If you're not having fun, go home"  
"Old age is inevitable – growing up is optional"*



*The Alpine Rally has always been a true test of man and machine. That is what attracts people, be they Competitors, Officials or Spectators, back time and time again.*

**I**N WELCOMING you to the running of the 2007 HRA Alpine Rally, it's important to stress that you'll enjoy your visit so much more when you follow the advice contained in this booklet.

In addition, the Spectator Marshalls and other Rally Officials out on the course are there to help you make your way smoothly and safely to the prime Spectator Points. Many of those Officials, in fact, are past Competitors – drivers and

navigators – so their advice, based on experience, is well worth following.

And now, having equipped yourself with the necessary equipment drinks, snack food, seat, umbrella, sturdy shoes, camera study the maps here and work out your ideal programme of viewing spots.

There isn't quite time to reach them all, so make careful calculations of distance and time, and choose the ones you can reach comfortably. Remember, there are many other rally enthusiasts like yourselves, so while you may plan to arrive early at places, and do it comfortably, you'll find you'll need to add more time to leave the area.

Keep this in mind when parking your car for the Spectator Point it could be worth parking well back from the point and walking a little further, so your departure will be easier. A good tip is to park your car in the direction you'll be leaving and be sure you're not blocking the road in any way. If you turn over to Page 4 now, you'll find lots more useful information designed to help you enjoy your days to the full.

**WHO TO WATCH:** Next to a round of our State or National Rally Championships, the HRA Alpine Rally attracts a bigger proportion of Australia's rally legends than any other event on the calendar, so you'll be in for some thrills as these stars turn on the action.

Because of the seeding system, the star drivers are usually the first cars you'll see.

Watch their style see how they approach the corners, balancing the cars with steering wheel and brakes, often swinging them from side to side to set up the best line a technique often called the Scandinavian flick turn. This calls for precise timing, so the sideways attitude of the rear of the car (called oversteer), set up well before the corner, is just right to enable the car to point straight up the road being entered.

Many of the cars seem to be approaching the corners at impossible speeds, but the foregoing technique invariably sees them washing off that speed and getting around the corner.

This is the big appeal of Rally Spectating, and you'll enjoy watching the different drivers setting up their cars for the corners and how many drivers further down the list show their skills in cars that often aren't as powerful as the leaders.

The back pages of this Guide contain the list of Entrants Drivers, Navigators and Cars.

Undoubtedly you'll recognise many of these names from media reports of previous events, which provides added lustre to their appearance, first on the Start line, then on the rally course, and then, if you make it, at some of the meal breaks, so by all means have this document ready for autographs.

Now, away you go and thoroughly enjoy yourself!

Max Stahl

*For organisers, officials and competitors of the 70s and 80s Alpines, the pine forests of the north east were worshipped areas of rallying; hence the pine trees and current and previous events' motto!*

## Alpine Rally Honour Board

	Driver	Navigator	Car		Driver	Navigator	Car
1921	A.V "Archie" Turner	-	Itala	1970	Bob Watson	Jim McAuliffe	Renault R8 Gordini
1922	N. "Wizard" Smith	-	Essex	1971	Graeme Elliot	Fred Goentas	Datsun 1600
1923	Not Conducted			1972	Frank Kilfoyle	George Shepheard	Holden Torana XU1
1924	J.F. Cooper	-	Ansaldo	1973	Frank Kilfoyle	Mike Osborne	Datsun 180B SSS
1925	Unknown			1974	Doug Stewart	Brian Hope	Mitsubishi Lancer
1926	J. Barber	-	Lancia Lambda	1975	Greg Carr	Wayne Gregson	Datsun 180B SSS
1927	J.Donday	-	Bugatti	1976	Greg Carr	Wayne Gregson	Datsun 710 SSS
1928	A.W. Bernadou	-	Riley	1977	Greg Carr	Fred Goentas	Ford Escort RS1800
1929	A.J Terdich	-	Bugatti	1978	Geoff Portman	Ross Runnalls	Datsun 1600
1930	Roly Whitbread	-	Riley	1979	Greg Carr	Fred Goentas	Ford Escort RS1800
1931-33	Not Conducted			1980	Greg Carr	Fred Goentas	Ford Escort RS1800
1934	Washed Out	-	-	1981	Geoff Portman	Ross Runnalls	Datsun Stanza
1935	A.J Clarke	-	MG Midget	1982	Geoff Portman	Ross Runnalls	Datsun 1600
1936	B. Tinckham	-	Bugatti	1983	Ian Hill	Phil Bonser	Ford Escort RS1800
1937-49	Not Conducted due to War World II			1984	David Officer	Kate Officer	Mitsubishi Galant
1950	Owen John	Ern Abbott	Riley 2.5	1985	Not Conducted		
1951	Owen John	Ern Abbott	Riley 2.5	1986	David Officer	Kate Officer	Mitsubishi Starion
1952	Bob Foreman	John McDougall	Morris Minor	1987	Ian Hill	Phil Bonser	Subaru RX Turbo
1953	Harry Firth	Graham Hoinville	Sunbeam Alpine	1988	Not Conducted		
1954	Russell Lane	Claude Turner	Humber Super Snipe	1989	Greg Carr	Mick Harker	Lancia Delta Integrale
1955	Harry Firth	Graham Hoinville	Hillman Minx	1990	George Fury	Ross Runnalls	Mitsubishi Galant VR4
1956	Not Conducted due to LCCA involvement in Olympics			1991	Murray Coote	Coral Taylor	Mazda 323 4WD
1957	Lou Molina	Peter Ward	Volkswagen	1992	Rob Herridge	Mark Nelson	Subaru Liberty RS Turbo
1958	Harry Firth	Graham Hoinville	Volkswagen	1993	Graham Alexander	David Stewart	Mitsubishi Galant VR4
1959	George Reynolds	Frank Kilfoyle	Volkswagen	1994	Graeme Wise	Helen Wylie	Ford Sierra
1960	Harry Firth	Graham Hoinville	Singer Gazelle	1995-97	Not Conducted		
1961	Geoff Russell	Wally Walsh	Peugeot	1998	Terry Naish	Ross Runnalls	Datsun 1600
1962	Harry Firth	Graham Hoinville	Ford Anglia	1999	Not Conducted		
1963	Don Opie	Doug Rutherford	Ford Anglia	2000	Terry Naish	Ross Runnalls	Datsun 1600
1964	Frank Kilfoyle	Roger Abraham	Ford Falcon	2001	Mark Miller	Michael Cains	Ford Escort
1965	Frank Kilfoyle	Roger Abraham	Ford Falcon	2002	Not Conducted		
1966	Tony Roberts	Peter Haas	Holden HD	2003	Brian Semmens	Dan Parry	Nissan 200SX RV
1967	Tony Roberts	Peter Haas	Holden HR	2004	Not Conducted		
1968	Tony Roberts	Mike Osborne	Brabham Torana	2005	Geoff Portman	Ross Runnalls	Commodore
1969	Frank Kilfoyle	Doug Rutherford	Lotus Cortina	2006	Not Conducted		

Rightfully, or not, the *Alpine* has only run every second year this millennium because of the massive workload involved in organising rallies today. Remember that the organisers of *Alpines* have done so on an amateur basis, for the love of the sport and the tradition of the event. Many also hold down full time employment concurrently. For example, this paragraph was typed back on June 30. The route was basically complete, before the floods earlier in the year.

## READ THIS IMPORTANT INFORMATION



### The *DOs* & *DON'Ts* of RALLY SPECTATING:

- DON'T DRINK AND DRIVE:**
- ◆ As the advertisements say:  
"If you drink, then drive, you're a bloody idiot."  
"If you take drugs, then drive, you're out of your mind."
- DO PLAN YOUR DAY IN ADVANCE**
- ◆ You should aim to arrive at each Spectator Point at least 20 minutes before the car you wish to see is due. This will allow you time to park and walk to the Spectator Point.
  - ◆ Official Course cars will precede the competitors by as much as an hour.
- DO PARK AS DIRECTED:**
- ◆ The maps in this guide will show you the general area where to park.
  - ◆ **Do not block access on the roadway.** Please leave plenty of room for large vehicles to pass... we may need an Ambulance at short notice.
  - ◆ Competitors may also be using the roadway.
  - ◆ Always park your car in the direction of exit. This allows for an easier and smoother exit.
- DO TREAT FIRE SAFELY**
- ◆ **NO FIRES OR SMOKING IN THE FOREST IS PERMITTED. DO NOT SMOKE AT SPECTATOR POINTS, SERVICE POINTS OR REFUELLING AREAS** You are deep in the regions that were most under threat, or actually burnt, by the 2007 fire storms.
- DO TAKE SOME FOOD & DRINK WITH YOU:**
- ◆ Particularly if you have children with you.
- DO KEEP AWAY FROM OUT OF BOUNDS:**
- ◆ Please keep well clear of the Control Points so the officials can perform their tasks without interference.
- DO KEEP OFF THE COMPETITION ROAD, WAITING FOR COMPETITORS TO ARRIVE:**
- ◆ Wherever possible, choose a vantage point that is higher than the road or the inside of the corner.
  - ◆ Spectator Marshals are there for your safety. Please follow their instructions at all times. They are empowered to stop the event if you are in a place that endangers either you or a competitor who may have to take evasive action to avoid you.
  - ◆ Never use natural escape routes as vantage points. Drivers look for these when in trouble. You will endanger the lives of the crew, yourself and fellow spectators. Never stand on the outside of a corner. Even the best drivers sometimes drift wider than they intended.
- DON'T EMULATE THE COMPETITORS:**
- ◆ They are driving on closed roads in specially prepared cars.
  - ◆ The Police will be present and will be looking for anyone who thinks they can drive like the competitors. **Remember!** your behaviour reflects on the whole event and the sport of rallying.
- DON'T BRING PETS:**
- ◆ For their safety and that of the competitors and fellow spectators.
- DON'T DAMAGE**
- ◆ Please respect our native flora. We regard using the forest as a privilege and would like to use the area again in the future.
- DON'T LITTER**
- ◆ Bring a bag or carton for your rubbish and take it back to your car.

## SPECTATOR POINTS SUMMARY

Point	Name	Car 1 Due at	Car 110 Due at	Close Due at	Estimated travelling from Previous Point	
					Distance	Time
<b>SATURDAY 24<sup>th</sup> November 2007</b>						
Start	Lakes Entrance Town	10:30	14:08	14:38	0	-
1	Long Hill & Colquhoun	10:58	14:36	15:06	19.5 km	20 min
2	Ostlers & WSM	12:17	15:55	16:25	28.7 km	20 min
3	Stock & 4½ Mile	13:18	16:56	18:01	26.5 km	25 min
4	Dyers Creek Rd	16:30	20:08	21:13	41.9 km	50 min
5	Mottle Range & King	21:59	01:37	02:17	104.6 km	75 min
6	Eleven Mile & Stony Crk	00:12	03:50	04:30	52.3 km	35 min
<b>SUNDAY 25<sup>th</sup> November 2007</b>						
7	Forestech	10:11	13:49	14:24	~ 7 km	10 min
8	Dead Horse & Old Mill	11:37	15:15	15:50	28.2 km	25 min
9	Bruces & Wards	13:32	17:10	17:45	8.9 km	15 min

Travelling time is moderately generous; but does not guarantee you will arrive at a spectator point in time to see specific cars; and it does not include walking time, and distances are a reasonable estimate

## SERVICE POINTS THAT YOU CAN VISIT

Where	Car 1 Due at	Car 110 Due at	Close time	Occurs Between Spectator Points
<b>SATURDAY 24<sup>th</sup> November 2007</b>				
Orbost Oval Service Division 1 Break	12:36	16:14		2 and 3
Orbost Oval Service	14:12	17:50		3 and 4
Orbost Oval Service Division 2 Break	17:19	20:57	22:02	4 and 5
<b>SUNDAY 25<sup>th</sup> November 2007</b>				
Nowa Nowa Pony Club Oval 1	10:40	14:14		7 and 8
Nowa Nowa Pony Club Oval 2	12:20	15:58	16:33	8 and 9

Please note that the Service Points are not Spectator Points and have not been written into the anticipated Spectating schedule. They have been identified for the benefit of those not able to visit spectator points.

## READING THESE INSTRUCTIONS

Because the targeted audience for the Alpine Rally is wider than just the rallying fraternity, these Spectating (or Viewing) Instructions have been written in a manner to avoid our jargon.

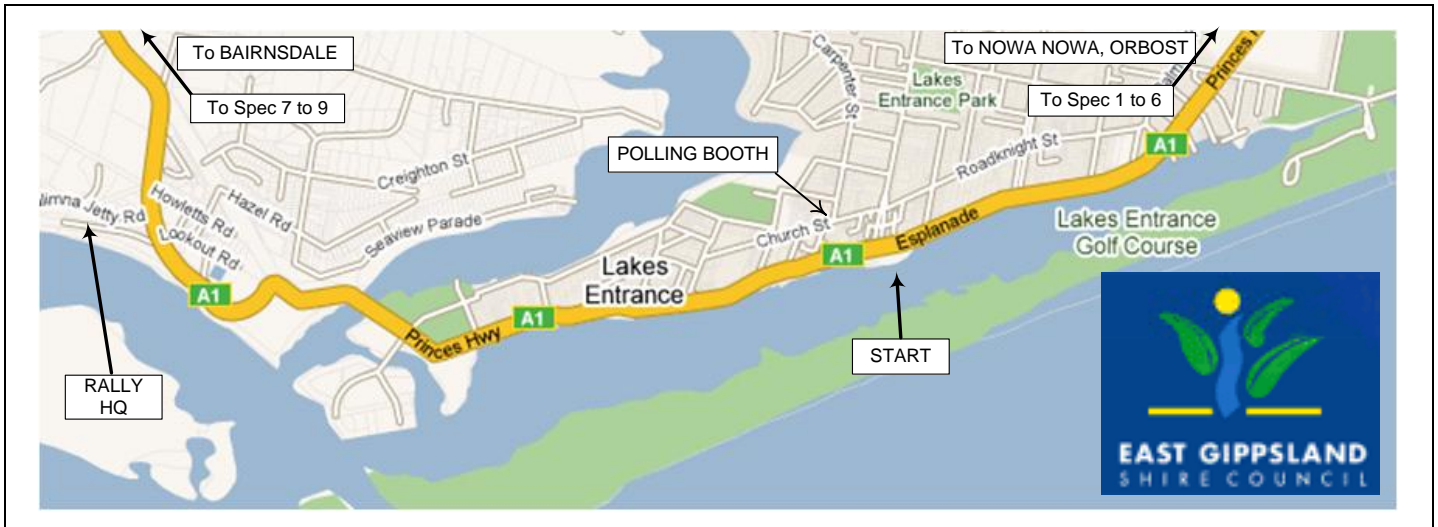
An overall area map has been included; but it has been restricted to the presentation of the minimum of information that you need to use to travel around the East Gippsland Viewing Points.

Every attempt has been made to identify key places that are readily identifiable from which distances, in kilometres, have been measured.

Please absorb all of the information in the Key in order to appreciate things like:

- North is always to the top of the map,
- the proposed limits to Spectating areas, which are superseded by the barricading and bunting at the site, Drive sensibly, and happy Spectating!

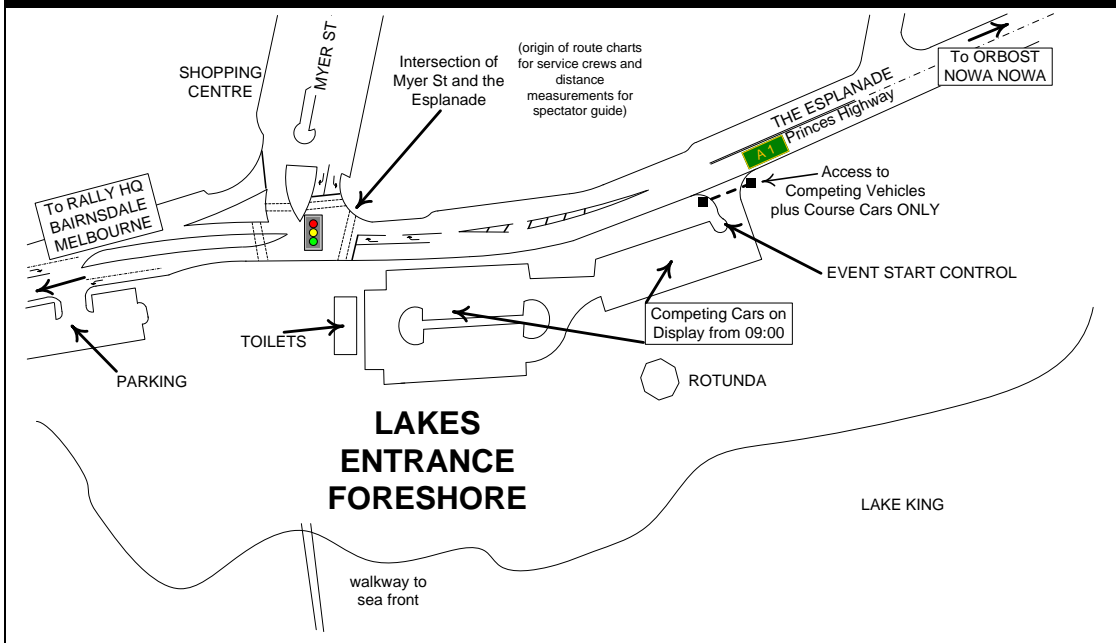
## LAKES ENTRANCE TOWN



### KEY / LEGEND FOR SPECTATOR POINTS

	NORTH Is to the top of all maps		SIGNPOSTED ROUTE NUMBER	 <b>SELDOM SEEN VEHICLES &amp; ENGINEERING</b> (02) 4677 2207
	SPECTATOR WAY		PARKING	
	COMPETITOR ROUTE		ROAD CLOSED BARRIER	 <b>LAKES MOTOR FEST</b> APRIL 5 & 6 2008 <i>everybody's hooked</i>
	COMPETITOR TRANSPORT SECTION ROUTE		40 km/h RESTRICTED SPEED ZONE	
	VIEWING AREA		CONTROL POINT PLEASE KEEP CLEAR	
	CROSSING POINT		SIGNPOST	
	NO ACCESS or BANNED AREA - KEEP OUT		NO ACCESS or BANNED AREA - KEEP OUT	

### START - LAKES ENTRANCE



Cars on display from 09:00

First car flagged off at 10:30



## PARKING AT SERVICE POINTS

Access to the MAJOR Service Points has been designed principally for local residents who are not able to travel to Spectator Points. And because of the nature of the Service Point venues, vehicular access is restricted to event vehicles ONLY.

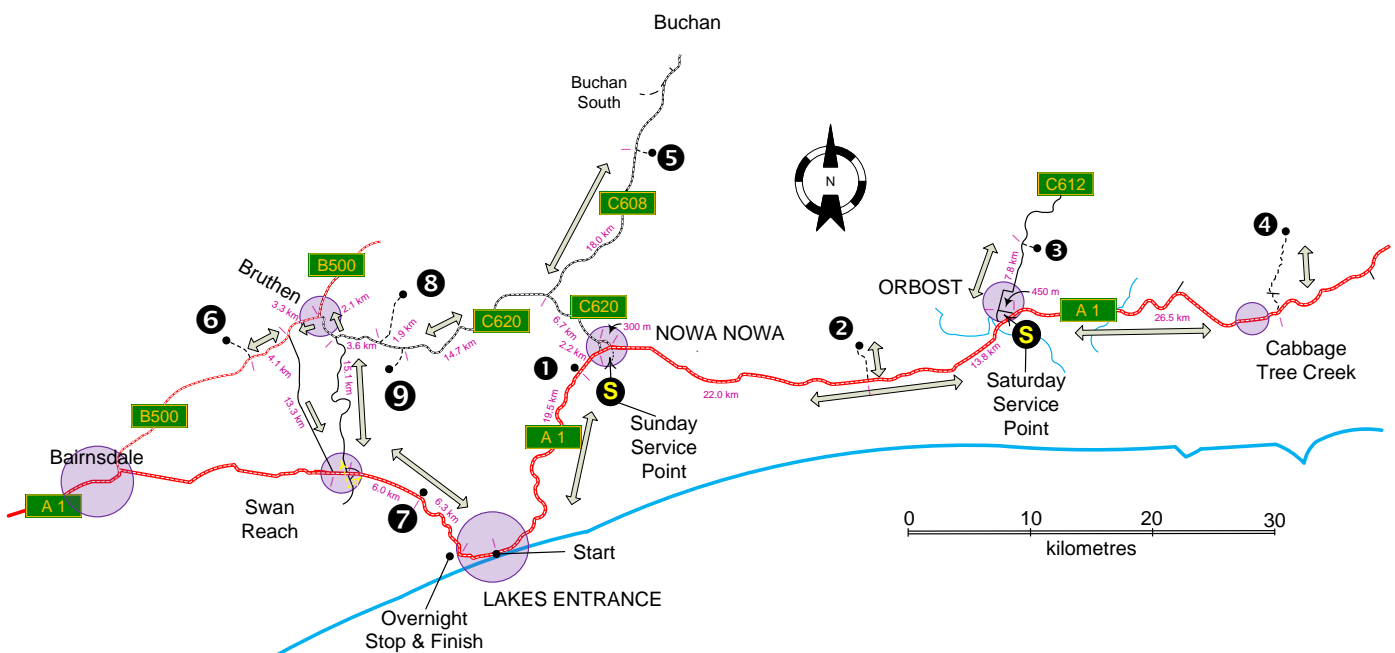
**ORBOST OVAL** – Subsequent this is the hive of activity on Saturday. Non-event vehicles (which includes you) are asked to park outside of the Oval, and to please leave the Rally Entry and Rally Exit gates well clear.

**NOWA NOWA PONY CLUB** – this is the hive of activity on Sunday – because access to this service point is a narrow track, non-event vehicles (which includes you) may not enter the service area, and are further asked to park sensibly and safely in the town – **WARNING** – the Nowa Nowa Festival is also on!

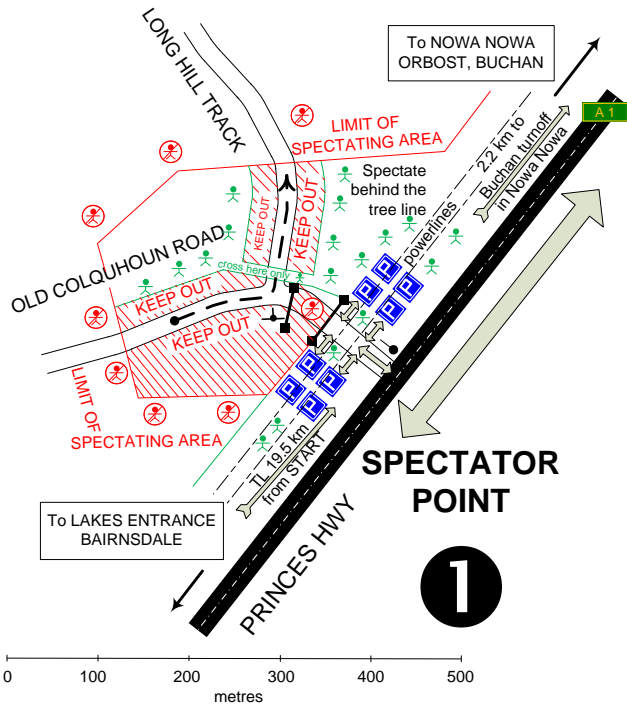
There are other Service Points for the event; but you must not visit them, unless you are a registered service crew; because of their location or nature.

As it is, you will not be able to visit ALL spectator points as well as the two town centre Service Points.

## SPECTATOR POINTS OVERVIEW MAP



## SATURDAY MORNING, AFTERNOON, EVENING SPECTATOR POINT 1 – OLD COLQUHOUN & LONG HILL



Road surface typical of the Colquhoun forest and the other lowlands of the area – grey loam or sandy tracks and roads – a long fast entry from the direction of the historic trestle bridge to a left turn. The viewing point is 10.7 km into the second competitive stage of the event.



### Directions:

Exit Lakes Entrance to the east heading along the *Princes Highway*, A1, towards Nowa Nowa and Orbost. The spectator viewing point access is 19.5 km from the start of the event (in Lakes Entrance).

Park in the cleared area alongside the powerlines on the left hand side of the highway, in the vicinity of the unsealed *Old Colquhoun Road*, also signposted "< 3 Historic Trestle Bridge" access road to the viewing point which is 100 metres from the Princes Highway.

The first car is scheduled to start the stage at **10:52** and should take 5-7 minutes to arrive at this point

## SPECTATOR POINT 2 – OSTLERS GAP & WSM

A hard turn to the left leaving a track and joining a better surfaced road. This viewing point is 12.6 km into the competitive route from the start of stage 5

### Directions:

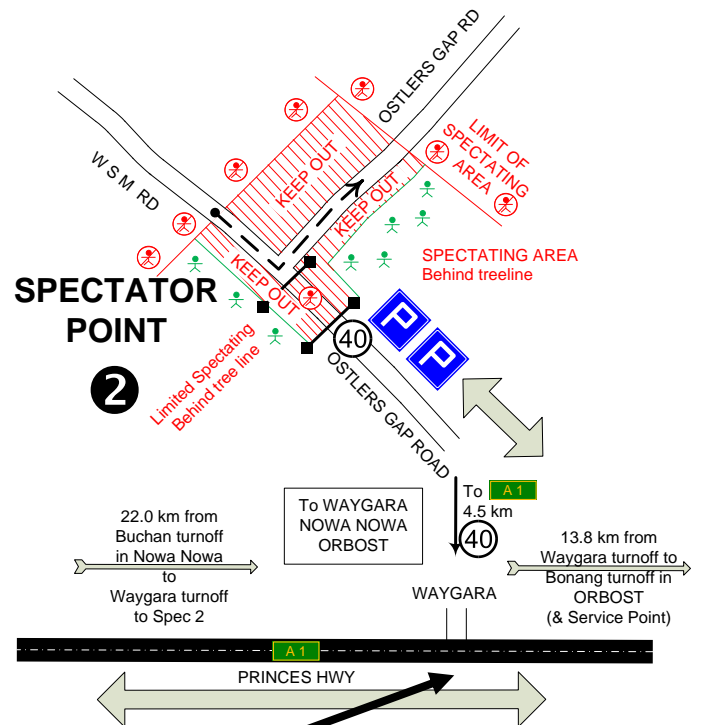
From viewing point ①, return to the highway and proceed onwards through Nowa Nowa on the Princes Highway. The "Buchan" turnoff in Nowa Nowa is 2.2 km along the highway, in Nowa Nowa. There will be lots of rally activity in the vicinity of Nowa Nowa so be cautious and keep out of the way.

**Continue** along the Princes Highway for a further 22 km, then turn left onto *Waygara Road*. The road surface becomes gravel immediately after you keep right and cross the "Rail Trail" 2 km from the highway.

**THE SPEED LIMIT ON THE TWO WAY USE GRAVEL ROAD IS 40 km/h!!**

Travel a further 200 m then bear right onto *Ostlers Gap Rd*. After a further 2.3 km, you have arrived at the Viewing Point, so perform a U-turn when you reach the line-up of parked cars, and park on what will then be your left.

The first car is scheduled to start the stage at **12:07** and should take 8-10 minutes to arrive at this point

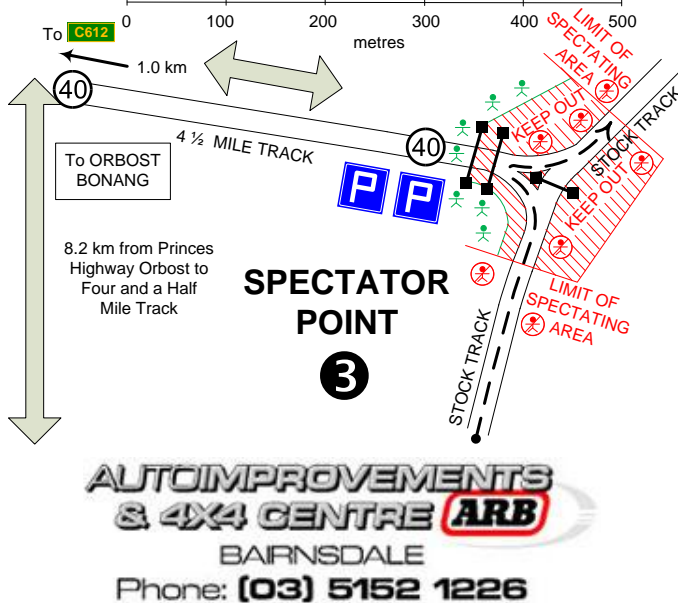


### Route chart:

- 0.0 TL Waygara Road
- 1.9 KR on bitumen then cross *Rail Trail* then SO on main gravel
- 2.2 TR OSTLERS GAP RD
- 4.5 Viewing Point



## SPECTATOR POINT 3 – STOCK & 4½ MILE



A keep left then hard right hand turn. This viewing point is 3.8 km along the competitive route from the start of stage 6, after the Orbost Division Break

### Directions:

From viewing point ②, return to the highway and turn left. Follow the highway to Orbost. After 13.8 km, take C612 BONANG HIGHWAY. Follow that highway – 450 m turn right onto *Nicholson St.* At 1.6 km from the Princes Hwy. the Bonang Highway turns right; follow it, and continue until 8.2 km from the Princes Highway. Turn right onto *4½ Mile Road.*

The viewing point is 1.0 km (maximum) along 4½ Mile Rd. Turn around and park on your left to aid exiting.

The first car is scheduled to start the stage at **13:16** and should arrive a couple of minutes later.

## SPECTATOR POINT 4 – DYERS CREEK ROAD

Locating easily accessible spectator points for this time of the day has proved challenging. This point is several km into the forest.

**PLEASE DRIVE WITH EXTREME CARE, WITH 40km/h MAXIMUM SPEED, AND DO NOT TAKE ROADS OTHER THAN THOSE IDENTIFIED IN THE INSTRUCTIONS. TWO WAY TRAFFIC FOR 7.2 km INCLUDING ONCOMING RALLY TRAFFIC FOR THE FIRST 1.7 km.**

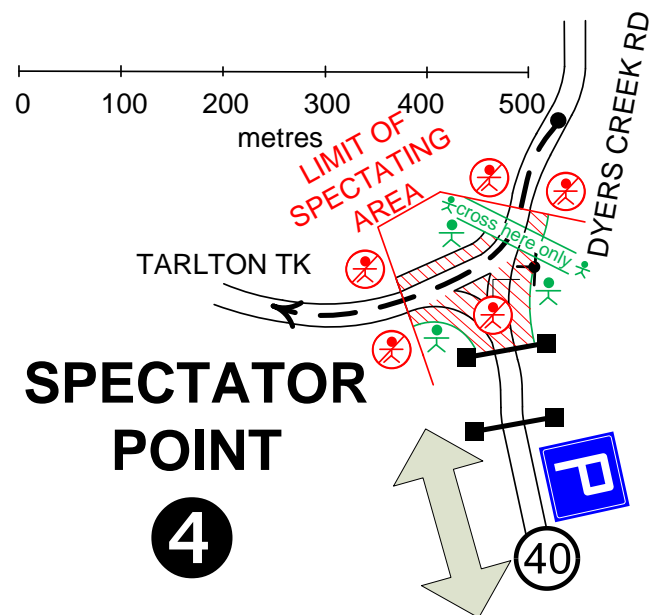
Cars enter along a fast road and exit, quickly right onto a lengthy piece of forest track. This viewing point is 20.0 km after the start control for stage 10, and just over half way through the stage.

### Directions:

From viewing point ③, return to the highway (1.0 km) and turn left. Proceed back to Orbost; a further 8.2 km.

Take the A1, PRINCES HIGHWAY, to the left and travel along it (to the east) for 26.5 km, and then turn left onto *Pows Road* and follow the cumulative route chart:

- 0.0 Straight On (along Pows Road) – unsealed rd  
40 km/h MAXIMUM SPEED  
TWO WAY TRAFFIC
- 1.5 Turn left onto Emphields Trk
- 1.7 Turn right across grid onto Dyer Creek Rd
- 2.3 Bridge then grid – CAUTION – narrow road
- 6.5 Straight on
- 7.2 Spectator Viewing Point

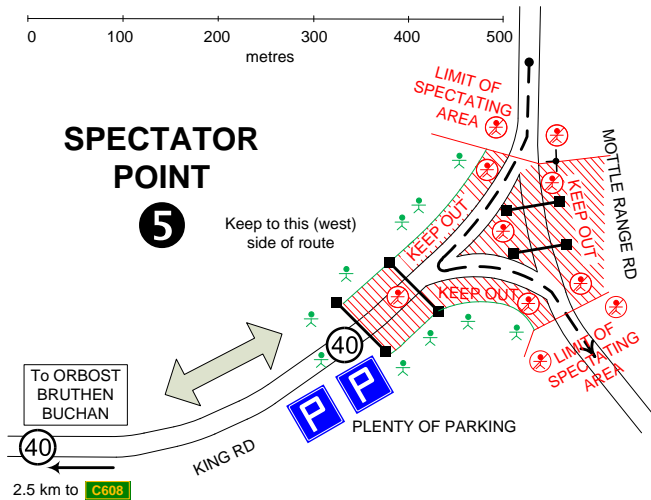


As usual, turn around when you reach the line-up of parked cars and park on the left side. Do not attempt to get to the barrier before you turn around. The road is narrow.

The first car is scheduled to start the stage at **14:13** and should take 15-18 minutes to arrive at this point



## SPECTATOR POINT 5 – MOTTLE RANGE & KING



This viewing point is 2.1 km along the competitive route from the start of stage 14. Crews may find it a little tricky, were it not for the bunting, so keep clear of the edge. To pressure crews more, the point is only the third call in the route instructions for this, the first dirt stage after a 33 km bitumen stage. The reflexes may be a little askew!

### Directions:

(Remember the speed limit on the gravel access road is 40 km/h).

From viewing point 4, return to Orbost along the A1 Princes Highway, then continue on to Nowa Nowa, a further 35.5 km.

Turn right at the Bruthen, Buchan turnoff, and follow this road carefully uphill out of Nowa Nowa (KR at the junction 300 m after leaving the Princes Highway).

Turn right along C608 towards Buchan 6.7 km from Nowa Nowa. After 18 km, turn right onto KING RD.

Travel cautiously, maximum speed 40 km/h for 2.5 km to the Viewing Point. Park as shown.

The first car is scheduled to start the stage at 21:57 and should take 1-2 minutes to arrive at this point

## SPECTATOR POINT 6 – ELEVEN MILE & STONY CRK

A nice and open viewing point. Eleven Mile Road is one of those legendary rally roads. [11 miles from Bairnsdale, approximately]

### Directions:

Either...

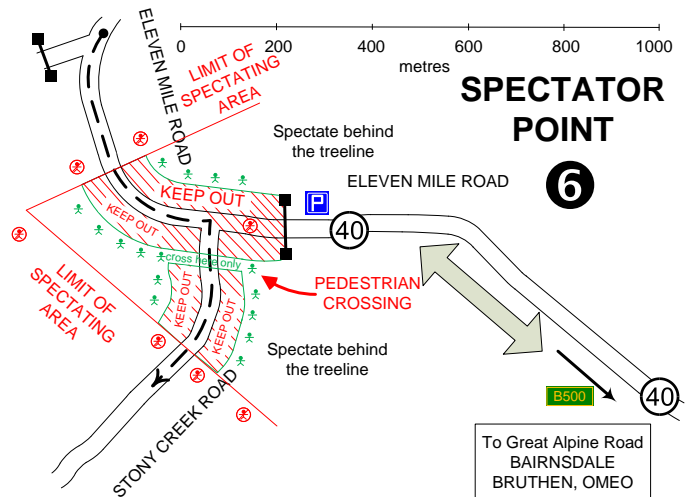
From viewing point 2, 3 & 4, return to Nowa Nowa, then turn right at the Bruthen, Buchan turnoff, and follow this road carefully uphill out of Nowa Nowa (KR at the junction 300 m after the Princes Highway). Keep left at the Buchan turnoff after 6.7 km...

or...

From viewing point 5, retrace your route back to the Buchan turnoff on the Bruthen-Nowa Nowa Road (18 km), then turn right to Bruthen...

AND then...

after 20.2 km, keep right to Bruthen (at the Swan reach turn-off). Next, at the junction with B500 "Great Alpine Road" (another 2.1 km) proceed straight on along it for 7.4 km towards Bairnsdale. At Eleven Mile Road, turn right and travel at a maximum of 40 km/h to the viewing point, a further 2.1 km. (Two way spectator traffic) The first car is scheduled to start the stage at



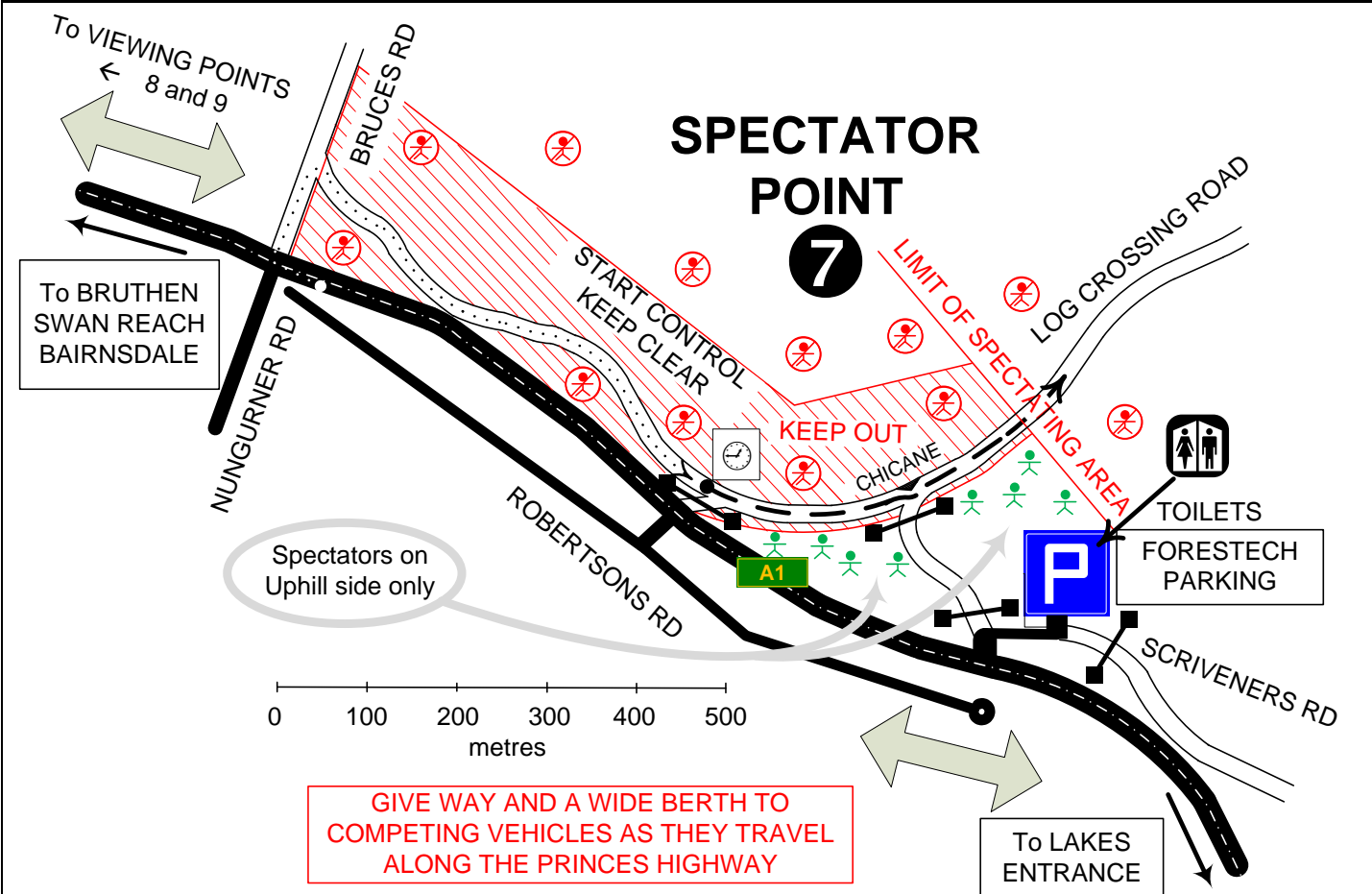
00:03 and should take 8-10 minutes to arrive here.

To exit, return to the Great Alpine Road, obeying the 40 km/h maximum speed limit, and then proceed to your bed.



## SUNDAY

### SPECTATOR POINT 7 – FORESTECH LOG CROSSING



This Super Special Viewing Point will enable you to observe the vehicles commencing the stage from the start control to your far west as well as negotiate a chicane near *Forestech*.

An opportunity to see the competing cars for quite some distance.

As you come and go from this viewing point, please **DO NOT DELAY COMPETITORS** by getting in their way – wave them through when safe to do so!!

### Directions:

From your overnight accommodation proceed to the area on the Princes Highway, A1, to "*Forestech*" and park where directed. (Parking at *Forestech* is available, unless full, for a gold coin donation). Keep well clear of the control so that all may view from a distance. Park sensibly and in a safe position!

NOTE: Bruces Road is about 20 km from Bairnsdale. Bruces and Scriveners Rds are 900 m apart and Scriveners Road (*Forestech* entry) is 6.3 km from the Kalimna Hotel (Rally Headquarters) access road.

The first car is due to start the stage from the start control shown on the map at **10:11**.



## SPECTATOR POINT 8 – DEAD HORSE & OLD MILL

A turn to the right on a crest, and joining a better surfaced road. This viewing point is 3.5 km into the 41 km long stage number 20.

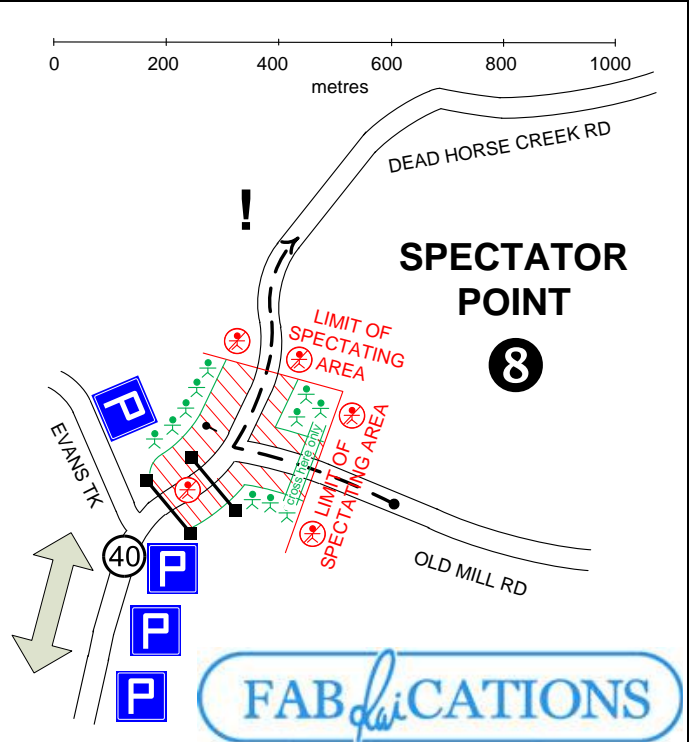
### Directions:

From viewing point 7, proceed along A1 Princes Highway towards Bairnsdale. 5.1 km west of Bruces Road, turn **left** onto Swan Reach Road C605 then turn right under the bridge. Follow this twisty road along the river (on your left) for 15.1 km, taking due care. Turn right onto the Bruthen-Buchan Road [C620]

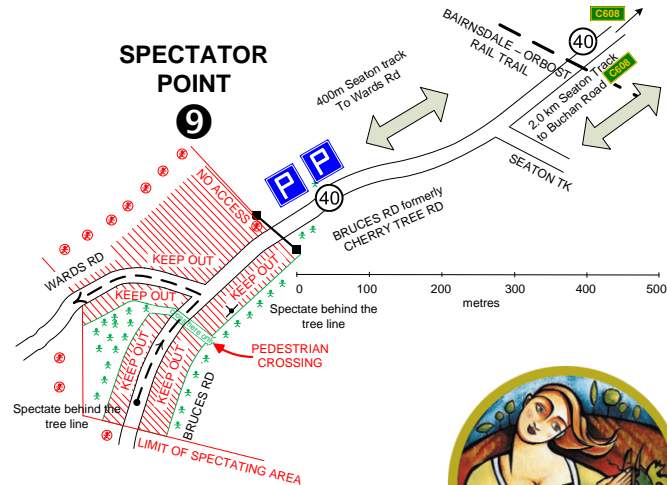
Travel along C620 for 3.6 km then turn left onto *Dead Horse Creek Rd*.

The viewing point is 4.4 km along Dead Horse Creek road. **Travel at a maximum of 40 km/h along this unsealed access road.**

The first car is scheduled to start the stage at **11:35** and should take 2-3 minutes to arrive at this point



## SPECTATOR POINT 9 – BRUCES & WARDS



The last opportunity to view the competing vehicles in this year's Alpine. The crews enter along the super quick Bruces Road and turn hard left into Wards Road. A further 600 m they turn left onto one of our "infamous" roads – West Boundary Road, a piece of track that calls for lower gears than you would expect, and which surprises even the best crews as to how well they actually drove it, after all, when the results are posted. (Sorry, West Boundary Road is out of the spectator area and therefore out of bounds).

**Remember – 40 km/h maximum speed on unsealed roads!!!**

### Directions:

From viewing point 8, return to the Bruthen-Buchan Rd (4.4 km) along Dead Horse Creek Rd, then turn left travel 1.9 km and then turn right onto Bruce Rd. At 2.1 km, cross the Rail Trail and, soon after, park on the right after turning around. The viewing point is 500 metres past the Rail Trail.

The first car is scheduled to start the stage at **13:26** and should take 5-7 minutes to arrive at this point

**MATT PHILIP SERVICES**

4 PROSPECTOR COURT,  
WHEELERS HILL 3150  
Mob.: 0412 327 519  
Tel.: (03) 9562 2729



*Gentle Annie*

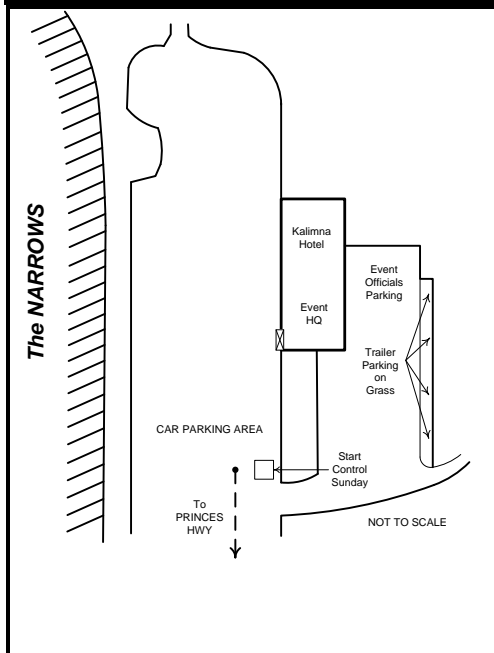
A.B.N. 66 004 218 946




JOHNSON ST., P.O. BOX 109, MAFFRA 3880 PHONE: (03) 5147 1344 FAX: (03) 5147 2833 EMAIL: wilmour@netspace.net.au



## KALIMNA HOTEL RALLY HQ



Parking will be at an extreme premium. Please make other arrangements to get to the Post Event Function IF and ONLY IF you already have tickets



## SATURDAY NIGHT FINISH, SUNDAY MORNING START, EVENT FINISH

### The Who's Who of the 2007 Alpine Rally

The Organising Team		Authorities/Local Communities
Clerk of Course	Stuart Lister	<p>No rally can take place without the support of the relevant authorities.</p> <p>We would like to thank them for their co-operation in the allowing this event to take place:</p> <p>Department of Sustainability and Environment Parks Victoria Shire of East Gippsland Victoria Police Lakes Entrance Orbost Bruthen Bairnsdale</p> <p>The Local communities of:</p> <p>Lakes Entrance Orbost Nowa Nowa</p>
Ass. Clerk of Course	Andrew Roberts	
Event Secretary	Glen McAliece	
Assistant Secretaries	Karen French, Kerril Maloney	
Officials Co-ordinator	John Wilkinson	
Entries Secretary and Results	Gary Hodgskiss	
Competitor Relations	Andrew White	
Chief Scrutineer	Angelo Curic	
Chief Safety Officer	Col Hardinge	
CAMS Stewards	Trevor Fry, Bob Showers Rally Panel Steward Alan Patterson	
Checker	Scott Mann	
Marketing	Owen Polanski	
Media Co-ordinators	Paul Mollison, Owen Polanski	
Chief Spectator Marshall	George Davidson	
Equipment Officer	Rob McMillan	
Refuel Chief	Bruce Chisholm	
Communications	Col Pomroy, Roger Baker, Mark Detering	
Division Commanders	Gary Gourlay, Neville Bell, Russell Opie, David Johns	

**END OF DOCUMENT**